



Hi,

We love our customers and want to help you if we can! Need help meeting a project deadline? We can augment your staff, or consult with you to improve your workflows with advanced software solutions and training.

Call 888-355-0081, or email us today.

Sincerely,

The MicroCAD Team

In this Newsletter

* [Moving to Single User Sign-in](#)

* [Training is Essential](#)

* [Enscape Promotion](#)

* [Autodesk products & LEED](#)

[Certification process](#)

* [Savings on HP DesignJet Printer](#)

Moving from Autodesk Network licensing to Single User Sign-in

In the past, Autodesk has supported their customers by offering network licensing, where a firm would install Autodesk network management software, obtain a license file from Autodesk, and activate licenses using the LMTools utility. If the company subscribed to twenty licenses, any twenty of their employees could access a license at the same time. You didn't need to identify users. Just install the software locally and point it to the server for the license. This was a very cost-effective way to allow access to Autodesk software, but took IT expertise to implement. Hiccups in server availability would shut down every user.

Recently, Autodesk implemented a new licensing strategy, one where every user is named on Autodesk.com. When your employees need to use their assigned Autodesk software, they login using their email address and password. Users get asked to login about once every thirty days.

If software is already installed and using network licenses, you will need to switch those licenses so they no longer look for a server, but look to Autodesk.com for a license. The following link describes the process that you run on each user workstation. It might seem a bit tedious, but you can use batch files. Think how much time you're saving by not needing to re-install the software. [How to change License type for already installed Products after contract is changed to Named User](#)

If not already done, your Contract Manager or Software Coordinator will need to login on their account at Autodesk.com to create each user, assign licenses to users, and 'invite' users. Assigned users will receive a "welcome" email. Each user thus assigned can now open Autodesk software. If asked to login, about once a month, user provides email and password.

[How to Guide - PDF](#)







Training is Essential

Don't wait any longer. Enhance your career by improving your Autodesk skills with product training.

Go to our [Class schedule](#), choose your preferred training, add it to your cart, proceed to Check-Out and add your coupon.

Promo Code **GETMTC25OFF** expires 3/31/22

Software	Class	Date / Time
	RM100 - Revit MEP - Fundamentals (Online - 8 Morning Sessions)	April 5, 7, 12, 14, 19, 21, 26, 28 9:00am - 12:00pm ET
	AC101: AutoCAD 1 - Fundamentals (In-person, VA Office - 3 full days)	March 22, 23, 24 9:00am - 4:00pm ET
	CV101: Civil 3D - Fundamentals (Online - 6 Morning Sessions)	April 5, 6, 7, 12, 13, 14 9:00am - 12:00pm ET
	FS101: Fusion 360 - Introduction to Parametric Modeling (Online - 6 Afternoon Sessions)	April 5, 6, 7, 12, 13, 14 1:00 pm - 4:00pm ET
Click for full schedule		

Enscape for Realtime Rendering

Enscape 3.2 empowers users to bring their ideas to life, better communicate their vision, and streamline their entire design workflow with features such as Dynamic Asset Placement, Batch Panorama, and Panorama Tours. Access over 250 new assets and materials, including the green building collection, and enjoy even higher-quality renderings and realism with ray-traced sun shadows in real-time view. **NOW OFFERING 22% OFF!**



[Learn More](#)

Autodesk products and LEED Certification

If you are part of the construction industry and are a designer, a developer, a contractor or a stakeholder; is possible that you have been part of a LEED project and one of the most used tools to design and product construction documents are Autodesk products; but did you know that you can improve your LEED credit documentation with the help of Autodesk.

Here are a couple of tools that are going to help you in the path for sustainability:

- For the Indoor Environmental Quality category, Automated Daylighting for LEED® is Revit feature that has been for a couple of years. Revit performs fast and physically accurate daylighting simulations, delivering results for LEED EQc7 v4 and v4.1 Daylight credit. Revit generates the information you need for submission to the GBCI. Learn more [here](#).
- Reporting your building Life-Cycle impact is really important now days, Revit plug-in enables Life Cycle Assessment (LCA) on demand that meets requirements for [LEED v4](#) and [LEED v4.1](#). Learn more [here](#).
- LEED's Sustainable Sites stormwater credits, requires you to develop strategies such as green roofs, bio swales, and other Low Impact Development techniques into your project to meet municipal and LEED requirements. Green Stormwater Infrastructure is a plug-in for Autodesk InfraWorks. Learn more [here](#).
- HVAC designers can make use of the system analysis, heating, and cooling load calcs that Revit offers, getting them an early start for the Indoor Environmental Quality Credits Thermal comfort and Minimum Indoor Air Quality performance.

Documentation is key for LEED certification and is going to make difference in your submission to the GBCI. The Autodesk construction Cloud Environment has document management features and different services for creating design and construction documents sets, transmittals, creating issues and markups for document reviews through all phases of your project. If you are a Commission Agent or a LEED consultant this could be the tool for you.

LEED® is a registered trademark and is owned by the U.S. Green Building Council.

HP Promotion - \$650 Cash-in Trade-up offer



HP DesignJet T2600 Large Format Multifunction PostScript® Printer - 36"

- Dual roll option – Cut out unproductive tasks with fully unattended solutions
- Best of class network protection with features like HP Secure Boot and whitelisting
- Collaborate seamlessly with the smart 15.6-inch interface, enabling teams to quickly access shared folders to print, copy, scan, and share from a single device

Cash-in Trade-Up \$650 Offer thru 02/28/22

Contact your MicroCAD Account Manager to learn more!



Please contact us if you have any questions

(888) 355 0081 | mtcinfo@microcad3d.com

